

# Nucleosides and Nucleotides

Fueling Discoveries, Advancing Science



# Nucleosides and Their Analogs

Nucleosides and their analogues are composed of a base and a five-carbon sugar molecule linked together by an N-glycosidic bond. It is a class of compounds with important biological and pharmacological roles and has a wide range of antiviral and anticancer activities.

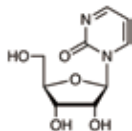
## 01

### Pyrimidine Nucleosides

Pyrimidine nucleosides are a class of nucleosides containing pyrimidine bases (cytosine, uracil, and thymine) and a five-carbon sugar molecule linked by an N-glycosidic bond. They are the building blocks of DNA and RNA and are involved in processes such as cellular metabolism and signalling.

Z135482 3690-10-6

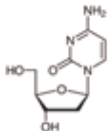
Zebularine



≥98% (HPLC)

D104773 951-77-9

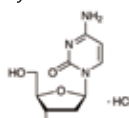
2'-Deoxycytidine



99%

D121845 3992-42-5

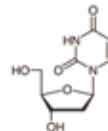
2'-Deoxycytidine hydrochloride



99%

D100363 951-78-0

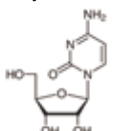
2'-Deoxyuridine



99%

C100358 65-46-3

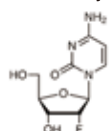
Cytidine



99%

F119524 10212-20-1

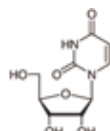
2'-Fluoro-2'-deoxycytidine



>98.0%(T)

U108811 58-96-8

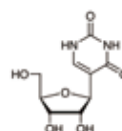
Uridine



99%,for cell culture

P302888 1445-07-4

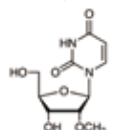
Pseudouridine



≥98%

M119523 2140-76-3

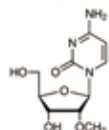
2'-O-Methyluridine



99%

M119522 2140-72-9

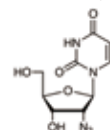
2'-O-Methylcytidine



>98.0%(HPLC)

A122950 26929-65-7

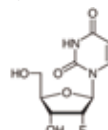
2'-Azido-2'-deoxyuridine



98%

D119525 784-71-4

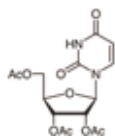
2'-Deoxy-2'-fluorouridine



98%

T135132 4105-38-8

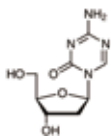
2',3',5'-Tri-O-acetyluridine



≥99%

A119533 2353-33-5

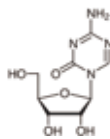
5-Aza-2'-deoxycytidine



98%

A100625 320-67-2

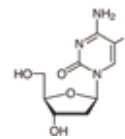
5-Azacytidine



98%

F118567 10356-76-0

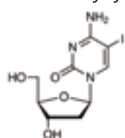
5-Fluoro-2'-deoxycytidine



98%

I119526 611-53-0

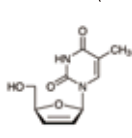
5-Iodo-2'-deoxycytidine



99%

S129783 3056-17-5

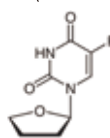
Stavudine (d4T)



≥98%

T125377 17902-23-7

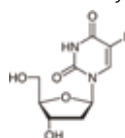
FT-207 (NSC 148958)



≥98% (HPLC)

B110731 59-14-3

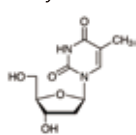
5-Bromo-2'-deoxyuridine



99%

T104771 50-89-5

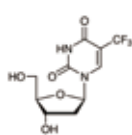
Thymidine



99%

T129222 70-00-8

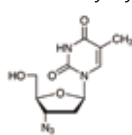
Trifluridine



≥98%

A122924 30516-87-1

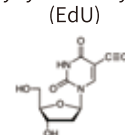
3'-Azido-3'-deoxythymidine



≥98%(HPLC)

E131265 61135-33-9

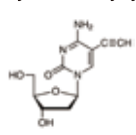
5-Ethynyl-2'-deoxyuridine (Edu)



≥98%

E156345 69075-47-4

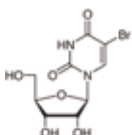
5-Ethynyl-2'-deoxycytidine



>98.0%(N)

B122934 957-75-5

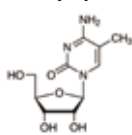
5-Bromouridine



99%

M168577 2140-61-6

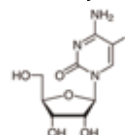
5-Methylcytidine



99%

F103232 2341-22-2

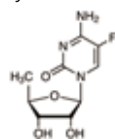
5-Fluorocytidine



97%

D135998 66335-38-4

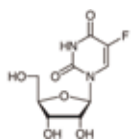
5'-Deoxy-5-fluorocytidine



≥98.0%(HPLC)

F169520 316-46-1

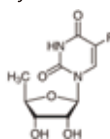
5-Fluorouridine



98%

D155744 3094-09-5

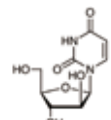
5'-Deoxy-5-fluorouridine



>98.0%(HPLC)

U101145 3083-77-0

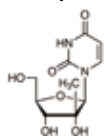
Uracil 1-β-D-arabinofuranoside



98%

C404720 31448-54-1

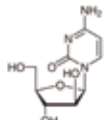
2'-C-Methyluridine



98%

C111218 147-94-4

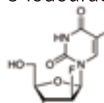
Cytosine β-D-arabinofuranoside



98%

D122949 69123-98-4

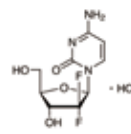
1-(2-Deoxy-2-fluoro-β-D-arabinofuranosyl)-5-iodouracil



98%

G120180 122111-03-9

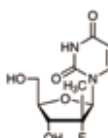
Gemcitabine hydrochloride



98%

P127435 863329-66-2

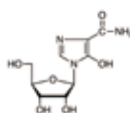
PSI-6206



≥98%

M129842 50924-49-7

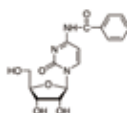
Mizoribine



≥98%

B103100 13089-48-0

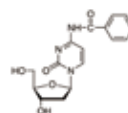
N4-Benzoylcytidine



98%

B119532 4836-13-9

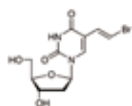
N4-Benzoyl-2'-deoxycytidine



98%

I137677 69304-47-8

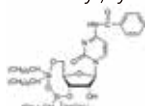
(E)-5-(2-Bromovinyl)-2'-deoxyuridine



≥98.0%(HPLC)

N348638 69304-43-4

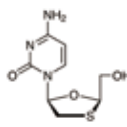
N4-Benzoyl-3',5'-O-(1,1,3,3-tetraisopropyl-1,3-disiloxanediyl)cytidine



97%

L129788 134678-17-4

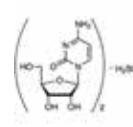
Lamivudine



≥99%

C348905 32747-18-5

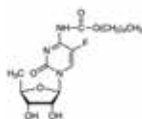
Cytidine Sulfate



98%

C124969 154361-50-9

Capecitabine



≥99%

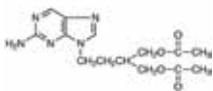
02

## Purine Nucleosides

Purine nucleosides are a class of nucleosides containing a purine base (adenine or guanine) and a five-carbon sugar molecule linked by an N-glycosidic bond. They are the building blocks of DNA and RNA and are involved in processes such as cellular metabolism and signalling.

F129240 104227-87-4

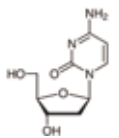
Famciclovir



≥98%

H157322 707-99-3

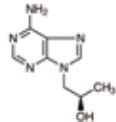
9-(2-Hydroxyethyl)adenine



>98.0%(HPLC)

R160968 14047-28-0

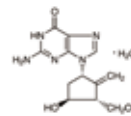
(R)-9-(2-Hydroxypropyl)adenine



>98.0%(HPLC)(T)

E129807 209216-23-9

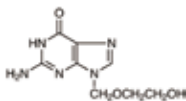
Entecavir Hydrate



≥99%

A126073 59277-89-3

Aciclovir



≥99%

A129786 142340-99-6

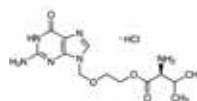
Adefovir Dipivoxil



≥99%

V129105 124832-27-5

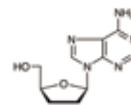
Valacyclovir Hydrochloride Hydrate



≥98% (HPLC)

D119466 4097-22-7

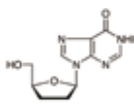
2',3'-Dideoxyadenosine



98%

D129790 69655-05-6

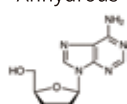
Didanosine



≥98% (HPLC)

D155667 958-09-8

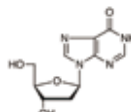
2'-Deoxyadenosine Anhydrous



>98.0%(HPLC)(T)

D119465 890-38-0

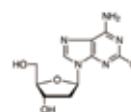
2'-Deoxyinosine



98%

C129833 4291-63-8

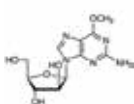
Cladribine



≥98%

N127709 121032-29-9

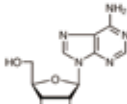
Nelarabine



≥98%

A108808 58-61-7

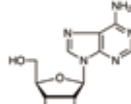
Adenosine



超纯级,99.5%

M119521 2140-79-6

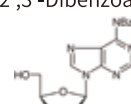
2'-O-Methyladenosine



99%

N159691 58463-04-0

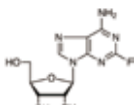
N6-Dibenzoyladenine  
2',3'-Dibenzoate



>98.0%(HPLC)(T)

F138250 146-78-1

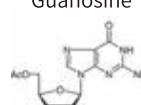
2-Fluoroadenosine



≥96.0%

T135267 6979-94-8

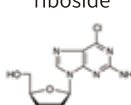
2',3',5'-Tri-O-acetyl  
Guanosine



≥98.0%(HPLC)

A101236 2004-07-1

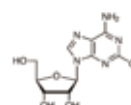
2-Amino-6-chloropurine  
riboside



97%

C103231 146-77-0

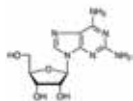
2-Chloroadenosine



99%

A122951 2096-10-8

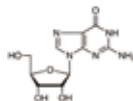
2-Aminoadenosine



98%

G103965 118-00-3

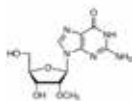
Guanosine



98%

M122911 2140-71-8

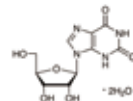
2'-O-Methylguanosine



99%

X131750 146-80-5

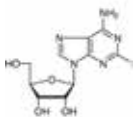
Xanthosine



≥98.0%(HPLC)

I135473 35109-88-7

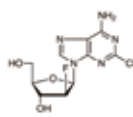
2-Iodoadenosine



97%

C102625 123318-82-1

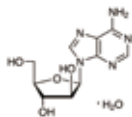
Clofarabine



99%

V119467 24356-66-9

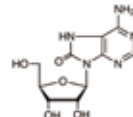
Vidarabine Monohydrate



99%

O159912 29851-57-8

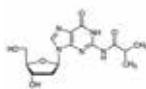
8-Oxoadenosine



98%

I119475 68892-42-2

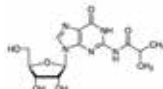
N2-Isobutyryl-2'-  
deoxyguanosine



98%

N350392 64350-24-9

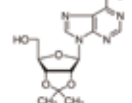
N<sup>2</sup>-Isobutyrylguanosine  
Monohydrate



95%

O101753 362-75-4

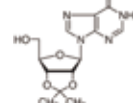
2',3'-O-  
Isopropylideneadenosine



98%

I119513 2140-11-6

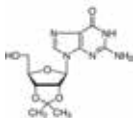
2',3'-O-  
Isopropylideneinosine



98%

I119516 362-76-5

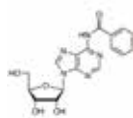
2',3'-O-  
Isopropylideneadenosine



98%

B119477 4546-55-8

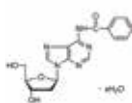
N-Benzoyladenosine



97%

B122954 206752-42-3

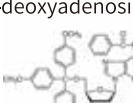
N6-Benzoyl-2'-  
deoxyadenosine hydrate



98%

B119470 64325-78-6

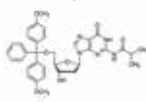
N6-Benzoyl-5'-O-(  
4,4'-dimethoxytrityl)-2'-  
deoxyadenosine



99%

I119519 68892-41-1

N2-Isobutyryl-5'-O-  
(4,4'-dimethoxytrityl)-  
2'-deoxyguanosine



99%

# Nucleotides and Their Analogs

Nucleotides are formed by condensing nucleosides and phosphate groups. Nucleotides are the smallest structural units of DNA and RNA and are important cofactors in metabolism.

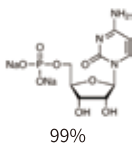
## Pyrimidine Nucleotides

01

Pyrimidine nucleotides are nucleotides consisting of a pyrimidine base, a sugar, and a phosphate group, and are one of the building blocks of DNA and RNA. A pyrimidine base is a base containing a nitrogen atom that is linked to a five-carbon sugar molecule (such as deoxyribose or ribose) by an N-glycosidic bond to form a pyrimidine nucleoside.

C102417 6757-06-8

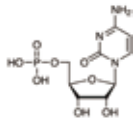
Cytidine 5'-monophosphate disodium salt



99%

C100916 63-37-6

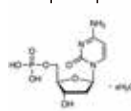
Cytidine 5'-monophosphate



98%

D119528 1032-65-1

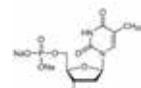
2'-Deoxycytidine 5'-monophosphate



99%

T169655 33430-62-5

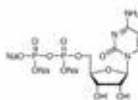
Thymidine 5'-monophosphate disodium salt hydrate



99%

C122987 34393-59-4

Cytidine 5'-Diphosphate Trisodium Salt Hydrate



95%

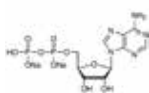
## Purine Nucleotides

02

Purine nucleotide is a nucleotide consisting of a purine base, a sugar, and a phosphate group, and is one of the building blocks of DNA and RNA. A purine base is a base containing a bicyclic structure that is linked to a five-carbon sugar molecule (such as deoxyribose or ribose) by an N-glycosidic bond to form a purine nucleoside.

A107042 16178-48-6

Adenosine 5'-Diphosphate Disodium Salt



>98.0%(N)

A100885 34369-07-8

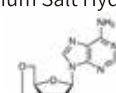
Adenosine 5'-Triphosphate Disodium Salt Hydrate



99%,for cell culture

A122959 37839-81-9

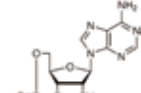
Adenosine 3',5'-Cyclic Monophosphate Sodium Salt Hydrate



99%

C107047 60-92-4

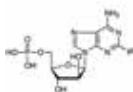
Adenosine 3',5'-cyclic monophosphate



99%

F122999 75607-67-9

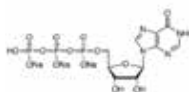
Fludarabine phosphate



99%

I119531 35908-31-7

Inosine 5'-triphosphate trisodium salt



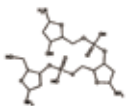
96%

## Nucleic Acids

Nucleic acids are an important class of biomolecules in living organisms, including DNA (deoxyribonucleic acid) and RNA (ribonucleic acid). They are composed of nucleotide units and are important biomolecules in living organisms.

D404592 9007-49-2

Deoxyribonucleic Acid Sodium Salt from Salmon Milt



D104779 100403-24-5

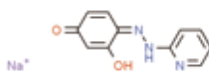
Deoxyribonucleic acid from salmon sperm



High-purity

D475466 73049-39-5

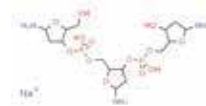
Deoxyribonucleic acid sodium salt from calf thymus



Type I, fibers

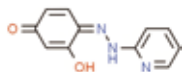
D487092 438545-06-3

Deoxyribonucleic acid sodium salt from salmon testes



C304958 91080-16-9

Calf Thymus DNA



≥85%(STS)

R133962 63231-63-0

Ribonucleic acid from Baker's yeast (*S. cerevisiae*)



“

CONTACT US

+1 (833) 552-7181

[www.aladdinsci.com](http://www.aladdinsci.com)

14078 Meridian Parkway, Riverside, CA. 92518 USA

”